

BASE4

BASE4
3858 GLADES ROAD, #31
BOCA RATON, FLORIDA 33434
1.720.125.4844 www.base-4.com

SEAL



GARRY VERMAAS, PH.D., PE
9011 EDGEWATER BEND
PARKLAND, FLORIDA, 33076



ISSUE:

Issued for Permit
08.05.2016

PROJECT: 16-018

Hampton Inn & Suites

New Stanton, PA 15672

OWNER:

Stanton Hospitality LLC

52 Blueberry Lane,
Grove City, PA 16127

No.	Issue Date	Project Status

DATE 2016.08.05

DRAWN BY SJ

CHECKED BY GWV

SCALE AS NOTED

PROJECT NO. B4-67-1603

SHEET NAME

ENLARGED PLAN-II

SHEET NO.

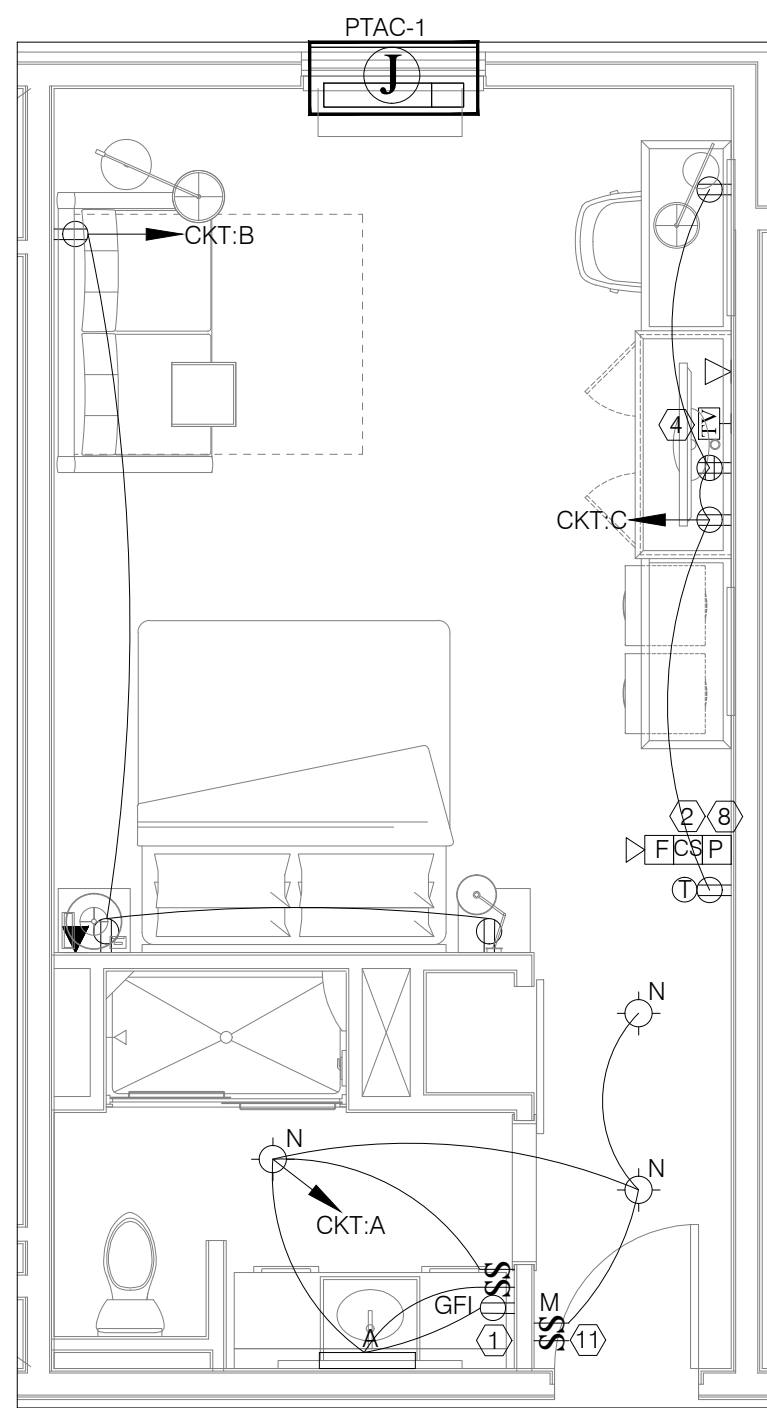
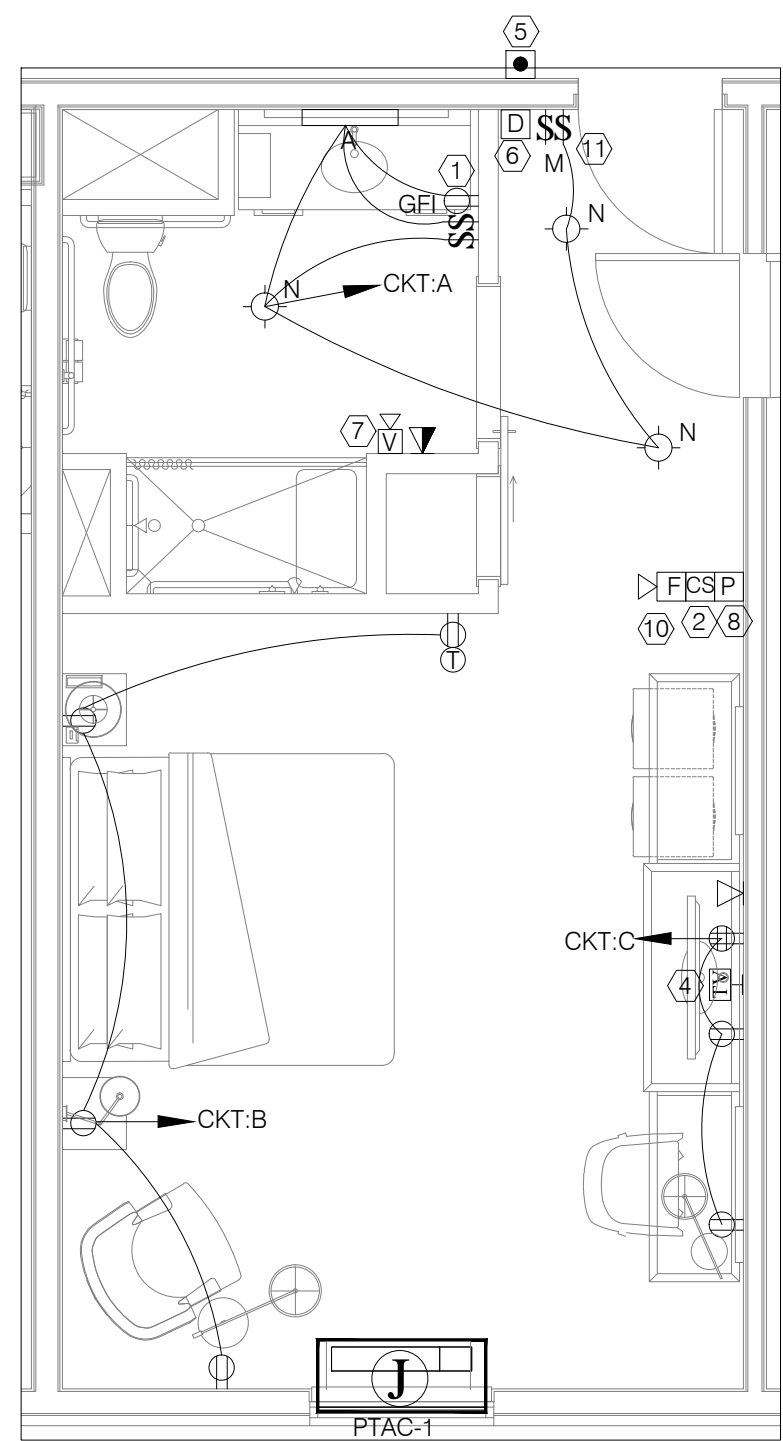
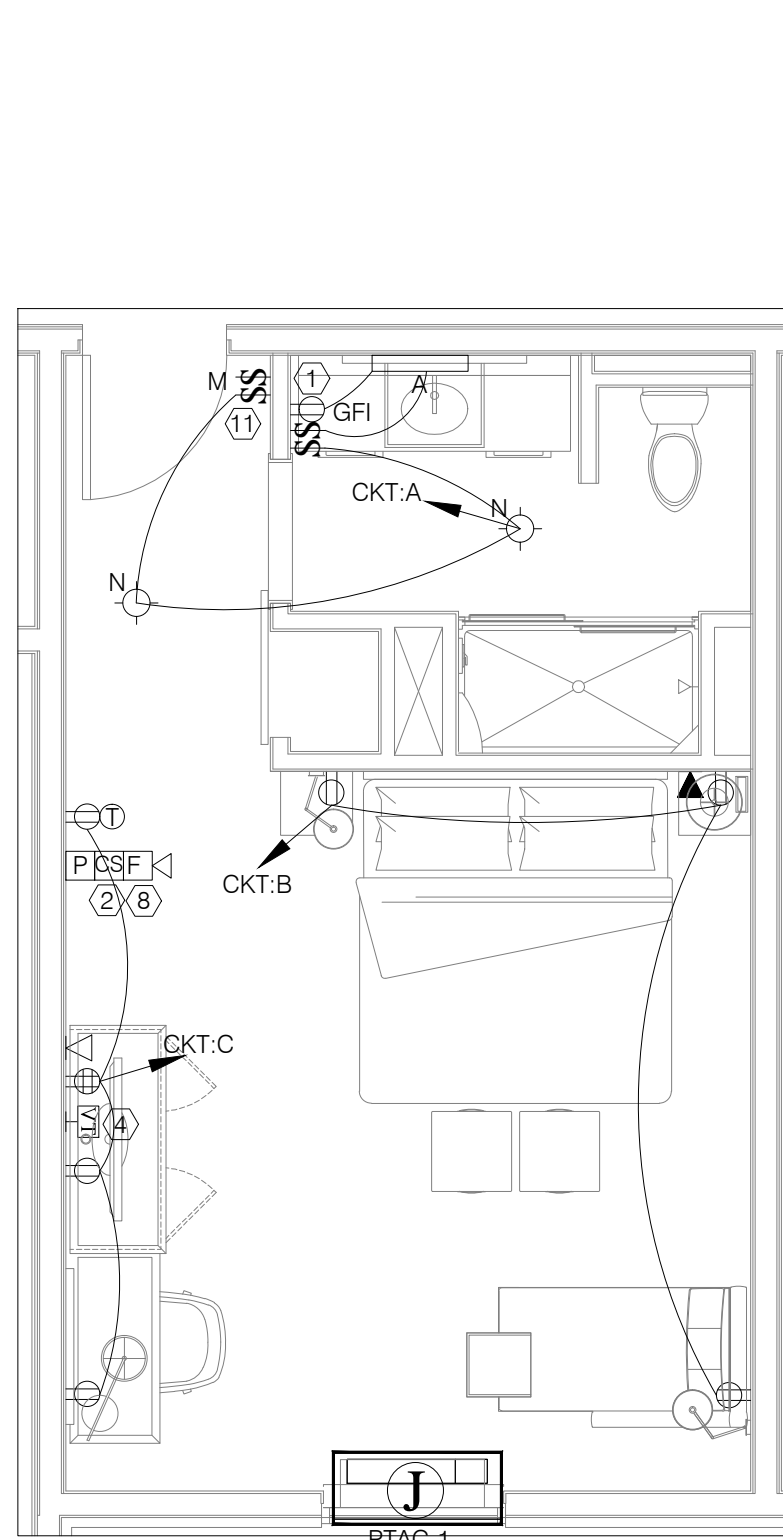
E209

GENERAL NOTES:

- REFER TO ARCHITECTURAL/DRAWINGS FOR EXACT DIMENSIONS AND HEIGHT.
- REFER TO SHEET E-002 FOR LIGHTING FIXTURE SCHEDULE.
- REFER TO SHEET E-301 THROUGH E-304 FOR PANEL SCHEDULE, RISER DIAGRAM AND BRANCH CIRCUIT INFORMATION.
- ALL LIGHT SWITCHES IN GUEST ROOMS SHALL BE ROCKER SWITCHES.
- NO BACK TO BACK ELECTRICAL OUTLETS BETWEEN GUEST ROOMS (MINIMUM OFFSET 6").
- ALL RECEPTACLES USED IN GUEST ROOM SHOULD BE NEMA 5-15R DUPLEX RECEPTACLE, UON.
- MOUNT ALL RECEPTACLES AND TELEPHONE SYSTEM OUTLETS IN STANDARD ROOMS AT 1/2" TO CENTER A.F.F. UNLESS OTHERWISE NOTED. MOUNT ALL RECEPTACLES, TELEVISION AND TELEPHONE SYSTEM OUTLETS IN HANDICAPPED ROOMS AT 18" A.F.F.. ACCESSIBLE ROOMS SHALL MEET ADA REQUIREMENTS.
- ALL SWITCHES IN GUEST ROOM TO BE MOUNTED AT 42" A.F.F. TO CENTER UNLESS OTHERWISE NOTED.
- ACCESSIBLE AND HEARING IMPAIRED GUEST ROOMS SHALL COMPLY W/ REQUIREMENTS OF THE A.D.A. GUIDELINES MANUAL, NAMELY ADA 9.2.2, 9.3 & 4.3.15. TELEPHONES SHALL HAVE ADJUSTABLE VOLUME CONTROL, AND THE ROOM SHALL HAVE NOTIFICATION ALARM DEVICE SYSTEM FOR DOOR KNOCK OR BELL AND FOR INCOMING TELEPHONE CALLS.
- CONTRACTOR SHALL PROVIDE A COMPLETE, OPERATIONAL FIRE ALARM SYSTEM IN ACCORDANCE WITH ALL CODE, FRANCHISE, AND MANUFACTURING REQUIREMENTS, INCLUDING DEVICES REQUIRED BY LOCAL CODE BUT NOT INDICATED HEREIN. SYSTEM SHALL INCLUDE ALL CONNECTIONS TO FLOW AND TAMPER SWITCHES AS WELL AS P.I.V., AND DUCT SMOKE DETECTORS FOR MECHANICAL UNITS.
- CONTRACTOR SHALL CO-ORDINATE INSTALLATION OF WIRELESS COMMUNICATION SYSTEM THROUGH OUT THE BUILDING ELECTRICAL CONTRACTOR SHALL PROVIDE CONDUIT AND JUNCTION BOXES FOR WAP INSTALLATION.
- PROVIDE MASTER SWITCH AT GUEST ROOM ENTRY DOOR TO CONTROL ALL PERMANENTLY INSTALLED LIGHT FIXTURES AND SWITCHED RECEPTACLES IN ACCORDANCE WITH THE ENERGY CODE.
- SMOKE AND DATA CABLING INSTALLED IN 'SMURF' TUBE".

KEY NOTES:

- ALL GFI RECEPTACLES AND SWITCHES IN GUEST BATHROOMS SHALL BE GANGED UNDER ONE PLATE IN A TWO GANG BOX AND MOUNTED 42" TO CENTER A.F.F. PROVIDE GFI RECEPTACLE IN GUEST BATHROOM.
- SMOKE DETECTORS IN ALL GUEST ROOMS SHALL BE EQUIPPED WITH ANNUNCIATOR AND/OR STROBE DEVICE AS REQUIRED. GUEST ROOM ALARM SHALL PROVIDE INDIVIDUAL ALARM WITHIN GUEST ROOM ONLY. A SEPARATE SYSTEM NOTIFICATION DEVICE SHALL BE ACTIVATED UPON GENERAL FIRE ALARM DEVICES WITHIN STANDARD GUEST ROOMS SHALL BE SYSTEM DETECTORS WITH SOUNDER BASE. IN ACCESSIBLE AND HEARING IMPAIRED ROOMS, AN ADA HORN/STROBE SHALL BE PROVIDED, WITH AN ADDITIONAL STROBE IN THE BATH.
- PROVIDE CAT 6 CABLE TO JUNCTION BOX. NO CONNECTED DEVICE WITH BLANK FACE PLATE FOR FUTURE USE.
- TV SYSTEM OUTLET MOUNT +60" TO CENTER A.F.F. UNLESS OTHERWISE NOTED.
- DOORBELL PUSH BUTTON MOUNTED AT 42" A.F.F. OCCURS IN HEARING IMPAIRED AND / OR ACCESSIBLE GUEST ROOMS
- SWITCH TO ACTIVATE AUDIBLE / VISUAL UNIT REFERENCED IN KEY NOTE #7 BELOW, MOUNTED AT 42" A.F.F. OCCURS IN HEARING IMPAIRED AND / OR ACCESSIBLE ROOMS ONLY. REFER TO ARCHITECTURAL FLOOR PLANS FOR LOCATIONS OF THESE ROOMS.
- ACCESSIBLE GUEST ROOM AUDIBLE / VISUAL UNIT WITH ENGRAVED LETTER 'DOOR' OCCURS IN HEARING IMPAIRED AND / OR ACCESSIBLE GUEST ROOMS ONLY.
- FIRE ALARM HORN / STROBE MOUNTED AT 80" AFF AND 8' MIN. BELOW THE CEILING. WHERE MULTIPLE DEVICES OCCUR IN GUEST ROOM, BATHROOM AND / OR WITHIN A SUITE. THE DEVICES SHALL BE PROGRAMMED TO ACTIVATE SIMULTANEOUSLY UPON ANY SMOKE DETECTOR ACTIVE WITHIN THE GUEST ROOM.
- GUEST ROOMS REQUIRING ACCESSIBLE COMMUNICATION FEATURES SHALL COMPLY WITH APPLICABLE ACCESSIBILITY STANDARDS, NAMELY SECTIONS 215.4, 224.4, 702.1, AND 806.3. LOCATIONS AND QUANTITY OF GUEST ROOMS REQUIRING SUCH FEATURES ARE DETERMINED FROM THE ARCHITECTURAL DRAWINGS AND ARE DESIGNATED BY USE OF THE INTERNATIONAL SYMBOL OF ACCESS FOR HEARING LOSS.
- PROVIDE HOUSE PHONE IN EACH ADA BATHROOM.
- PROVIDE MASTER LIGHT SWITCH WITH SIGNAGE TO CONTROL ALL HARDWIRED LIGHT IN GUEST ROOM, LIVING ROOM AND BEDROOM WITH EXCEPTION OF BATHROOM AS PER IECC 2009 CODE SECTION 505.2.3.
- PROVIDE CONNECTION TO LIGHT IN HEADWALL. (LIGHT PROVIDED WITH FURNITURE).
- PROVIDE CONNECTION TO LIGHT IN COVE. (LIGHT PROVIDED WITH FURNITURE) VERIFY EXACT LOCATION WITH FURNITURE SUPPLIER.
- PROVIDE ILLUMINATED LIGHT SWITCH IN GUEST ROOM. CONTRACTOR NEED TO COORDINATE TYPE AND LOCATION OF SWITCH WITH ARCHITECT.



1 KING ELECTRICAL PLAN

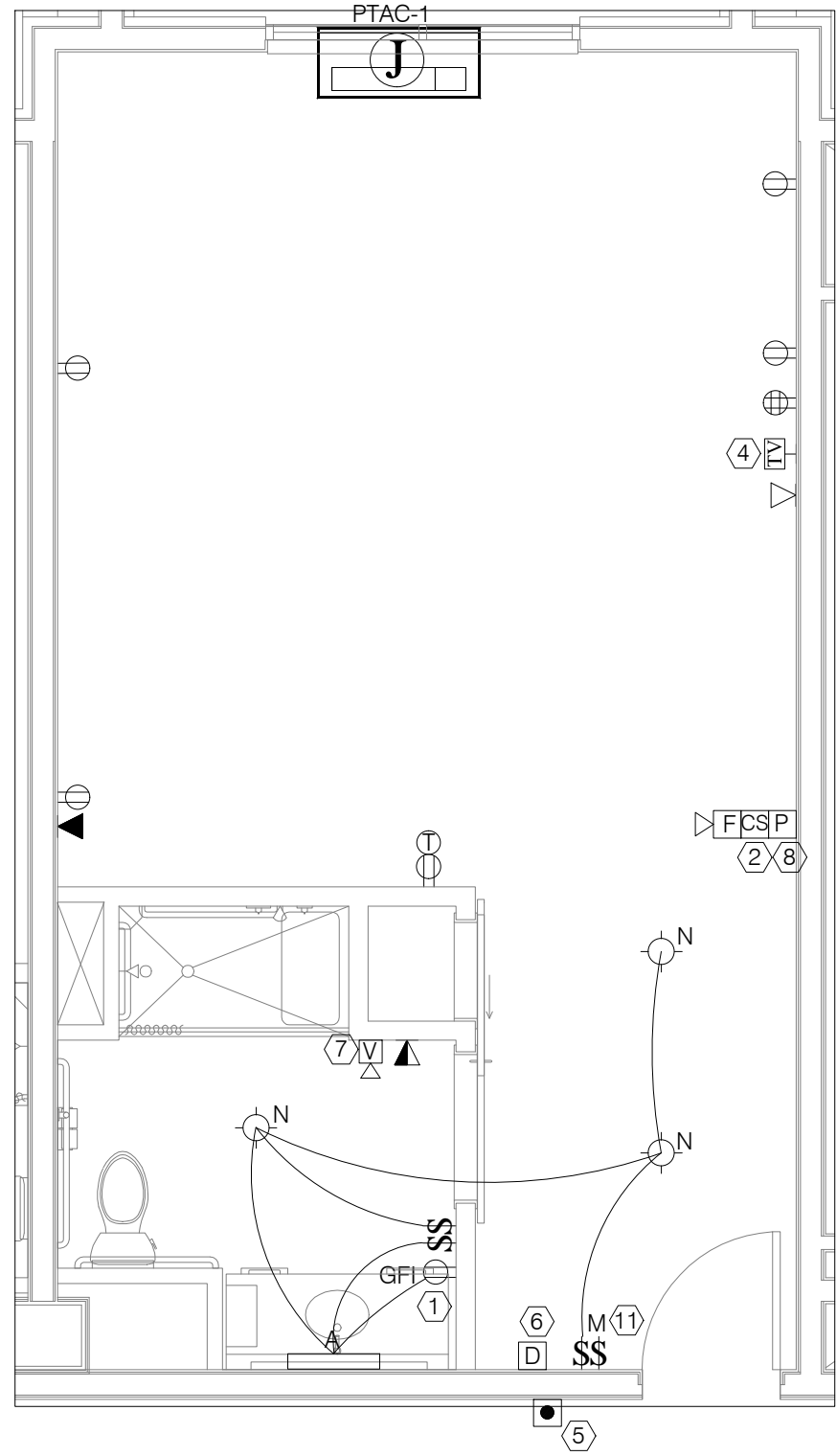
SCALE: 1/4" = 1'-0"

2 KING ADA ELECTRICAL PLAN

SCALE: 1/4" = 1'-0"

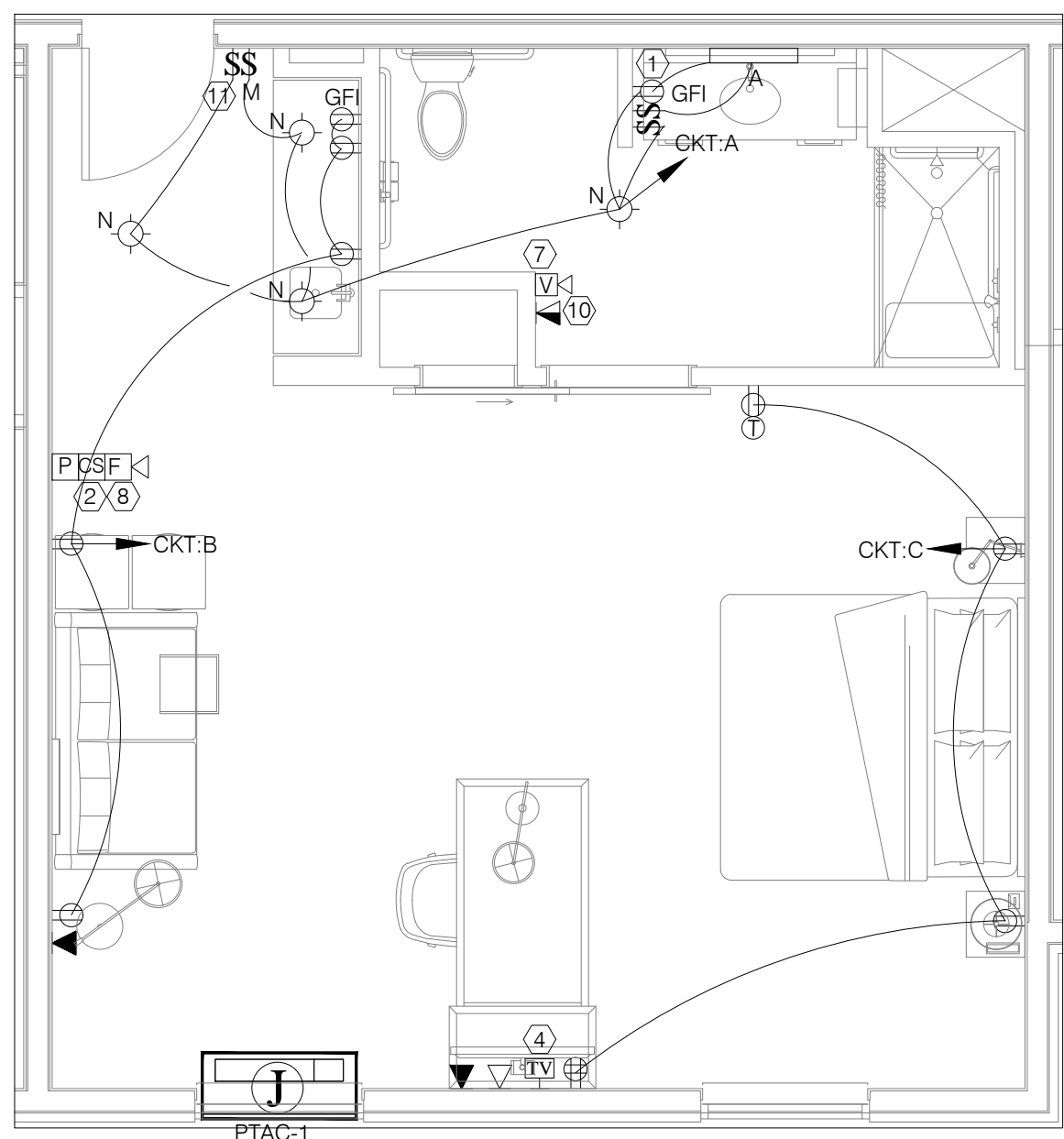
3 KING SOFA ELECTRICAL PLAN

SCALE: 1/4" = 1'-0"



4 KING SOFA ACCESSIBLE ELECTRICAL ROOM

SCALE: 1/4" = 1'-0"



5 KING STUDIO ROLL-IN ACCESSIBLE ELECTRICAL PLAN

SCALE: 1/4" = 1'-0"

NOT USED

6 NOT USED

SCALE: 1/4" = 1'-0"